



The 2nd Pan Pacific University Golf Super League

by **NIGITA**

【All players and Team members】

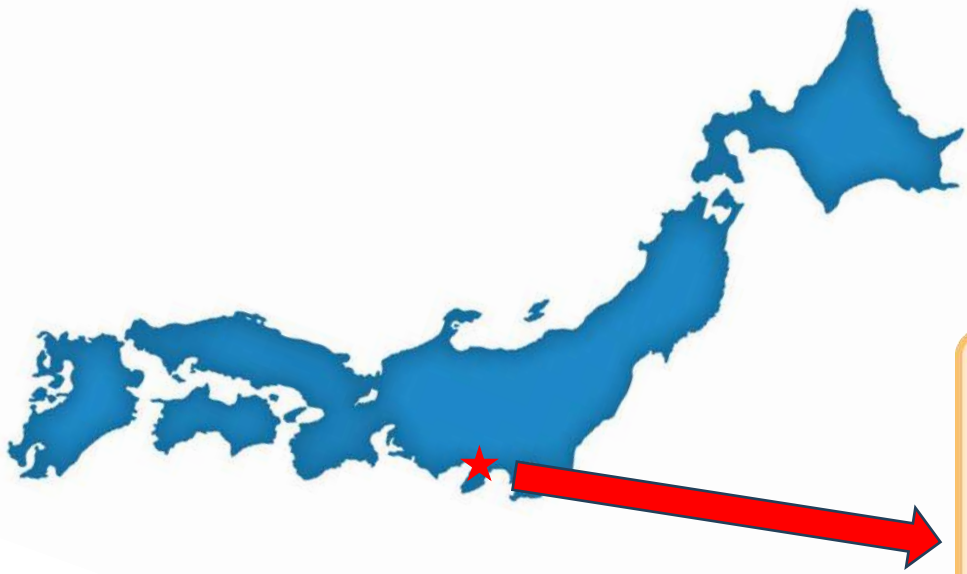
UGSL will hold the 2nd Pan Pacific University Golf Super League from September 3rd to 5th, 2025. The purpose of this tournament is to promote university golf around the world, especially in the Pacific Rim region, and provide an opportunity to not only experience international matches, but also to meet lifelong friends across borders. More than 140 players from Japan, the United States, Ireland, Sweden, South Korea, Chinese Taipei, and more will gather here at Grand Fields Country Club in Mishima for three days of heated battles. Of course, we hope that all players will concentrate on golf, but we also hope that they will enjoy the land of Mishima City, Shizuoka Prefecture, Japan during their limited time in Japan. We hope that this will help you in your preparations for your visit to Japan, so we have compiled an introduction to Mishima City, Grand Fields Country Club, and the 1st Tournament in 2024. We hope that you will take a look and find it useful. All our staff look forward to welcoming all players and team members.

MISHIMA

~From the world to MISHIMA,
from MISHIMA to the world~

For tourist information on Mishima,
click here ➡





Mishima City is located at the base of the Izu Peninsula, on the southern foot of Mt. Fuji and the western foot of Mt. Hakone.

Mishima City has long flourished as a temple town of Mishima Taisha Shrine and as the 11th post town on the Tokaido Road. It is also a city of water, chosen as one of the "100 Best Water Towns" because the groundwater of Mt. Fuji springs up everywhere and flows through the city. Mt. Fuji can be seen from Mishima city, with Mt. Ashitaka in the foreground on the left and the Hoei crater in the center. The view of Mt. Fuji from the "Skywalk," a 400-meter-long suspension bridge which is one of the newest attraction in Mishima, is also spectacular. Clean water and mineral-rich soil produce many Mishima brand vegetables. The Unagi no Kabayaki (Graze-grilled Eel), which is made with the groundwater of Mt. Fuji, is also delicious.




Image taken from "Mishima City Tourism Web"

【Mishima Taisha Shrine】



【Mount Fuji】



【Mishima Taisha Shrine Main Hall】



【Summer Festival】

The longest pedestrian suspension bridge in Japan
【Skywalk】



Please enjoy Mishima Croquette, Fujinomiya Yakisoba, Shizuoka Oden at the welcome party.

【Mishima Croquette】



【Shizuoka Oden】



【Fujinomiya Yakisoba】



【Unagi no Kabayaki】
(Graze-grilled Eel)



【Water Town Mishima】



【Hakone Seiroku Mishima Vegetables】
(Vegetables from the western foot of Mt. Hakone in Mishima)



Images taken from "Mishima City Tourism Web" and "Fujiizu Agricultural Cooperative Association"



GRAND FIELDS COUNTRY CLUB

GRAND FIELDS
COUNTRY CLUB


Please visit our homepage here →





The exterior walls which is made of Australian sandstone tiles is one of the main signature of our clubhouse.

【Club house Facade】



【The clubhouse seen from above】



【front】We will welcome you here.



【Lobby】Please relax in our spacious lobby with a 25meters high ceiling.



【Gallery】The Gallery gives you a glimpse of our history.



【Locker room】



【Main bath room】



【Powder room】





【Hole No. 1~No. 9】

You will walk through a traditional Japanese garden outside of the clubhouse. A stunning view of Mt. Fuji will catch your eye to the west.

【Four seasons】




【Spring】



【Summer】

【Autumn】



【Hole No. 10~No. 18】

A relatively strategic course awaits you. The placement of the first shot is crucial, and the second shot must be a precise carry.

【Winter】





【Facility information】Teahouse

Enjoy matcha green tea and sweets at the authentic Japanese teahouse.

(Available for use on practice days only, not available on match days)



The tea ceremony is one of Japan's most representative traditional cultures and arts. It is a ritual in which one calms the mind, prepares tea, and serves it to guests. It emphasizes the spirit of wabi-sabi and hospitality, and is a fusion of various arts such as the setting of the tea room, tea utensils, and sweets.



「Kakigoori」 A Summer Tradition

【Facility information】
Work shop/Training room

We have a workshop equipped with TRACKMAN next to the master room.

We also have three TRACKMAN machines at the driving range. Please feel free to use them.



Yoga mats provided by Mizuno Corporation are available in the stretching space. Please use them for body care before and after your round.

Course Guide

Hole 【No. 1～No. 9】

Hole	1	2	3	4	5	6	7	8	9	1～9 Total
Par	5	4	4	3	5	4	3	4	4	36
Champion Tee	560	405	400	205	649	381	197	397	435	3629
Regular Tee	501	328	353	164	561	318	141	356	346	3068

Hole 【No. 1～No. 9】
Click here for course details



Hole 【No. 10～No. 18】

Hole	10	11	12	13	14	15	16	17	18	10～18 Total	1～18 Total	JGA/USGA Course rate	Slope Rating
Par	5	3	4	4	3	4	4	5	4	36	72	—	—
Champion Tee	536	217	393	428	191	438	378	650	397	3628	7257	74.9	141
Regular Tee	466	180	347	369	150	383	290	552	324	3061	6129	70.1	130

Hole 【No. 10～No. 18】
Click here for course details



Please use this as a reference for each hole strategy.

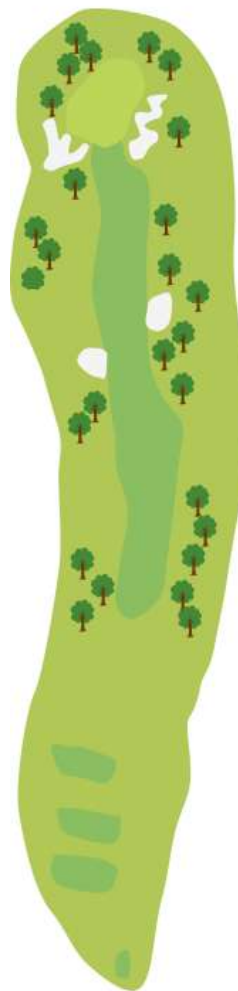
No.1

A par 5 towards Suruga Bay that slopes gently from front to back. The tee shot will be aimed to the left of the middle of the fairway. For long hitters, there is a chance to approach with a second shot if the tee shot successfully travels a long distance to the right side of the fairway.




No.2

Out-of-bounds runs along the left side of the hole, with steep woods on the right. The tee shot should be on the right side of the fairway to make the second shot easier. However, there is a fairway bunker on the right at about 210 yards. The two-tiered green will require a club up, depending on the location of the hole. Accurate short irons will give you a chance for a birdie.



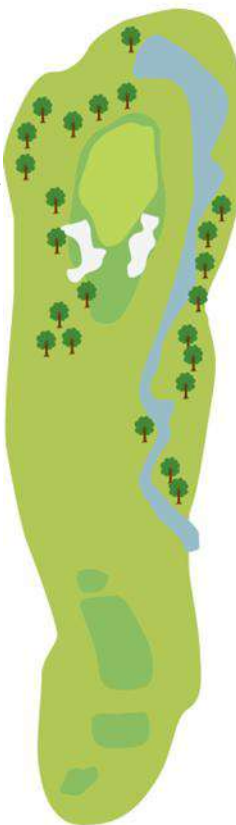
No.3

A dogleg left par 4 requires a strategy. Successful Shots over the knoll on the left provide a chance of a birdie, but it will risk a penalty. The best tee should be on the left, avoiding the front bunker. The tee and the relatively shallow fairway on the right will affect your score. Tee shots that are carried 280 yards will have a chance to produce excellent scores.



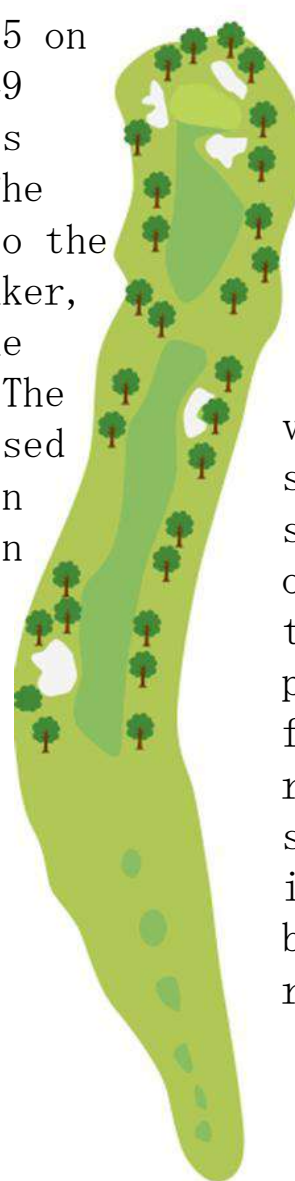
No.4

An uphill par 3 with a stream on the right side of the fairway. There are bunkers on either side of the green. The hole requires more accurate directional control than distance. Beware of missing your tee shot to the left, which will result in a second shot over the woods with a steep slope.



No.5

This is the longest par 5 on the front 9, which is 649 yards. The fairway slopes slightly to the right. The tee shot will be aimed to the left in front of the bunker, as there are woods on the right side of the hole. The large green has a disguised slope, so the best option should be to putt from in front of the pin.



No.6

A short par 4 with a valley. The 210+ yard tee shot from the black tee should be enough to get over the valley. Avoid the woods on the right to place the ball on the fairway. The second shot requires careful club selection, as the fairway is slightly uphill. The back of the green is relatively narrow.



No.7

A par 3 with a valley demands precise distance control. Looking down the valley to the wide and shallow green, which appears to be protected by a castle wall. The wind on the green is not always the same as on the tee ground. Therefore, it is a good idea to get your caddie's opinion. Approach shots from behind the green require advanced skills to estimate the total distance.



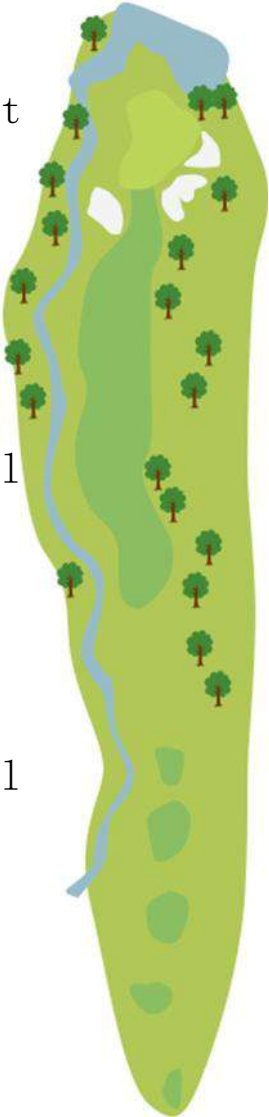
No.8

This par 4 is one of the most clearly visible holes from the tee, making it easier for players to judge their shots. The dynamic tee shots are easily received, although there is a fairway bunker on the right at about 200 yards. The hole is targeted with a draw ball from the right bunker, or a tee shot in front of the bunker is an option, as the fairway is relatively narrow. The grain of the turf and the slope of the green cause the ball to run fast behind the green.



No.9

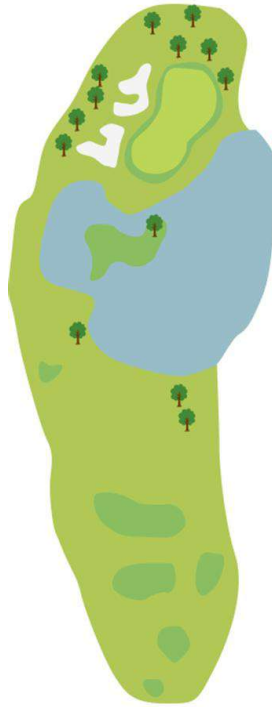
A par 4 that slopes slightly from back to front with a stream on the left side of the fairway. When making your tee shot here, aim for the right side of the middle of the fairway to avoid the stream. For the second shot, be careful of the distance and your club selection. If your ball lands on the right rough, it will be hard to get a good score. On the left, you should be careful of the stream and need to hit an accurate shot. The waterfall and the scenic pond behind the green will help you to feel relaxed.





No.10

A gentle double dogleg downhill par 5. If the tee shot is successfully placed over the fairway bunker, it is possible to reach the green in two shots, but be careful of the penalty area on the left. The safer option is to aim for the right side of the fairway bunker. Avoid the out-of-bounds with your second shot and leave the exact distance for your third. A large bunker guards the left side of the green, with a grass bunker on the right.

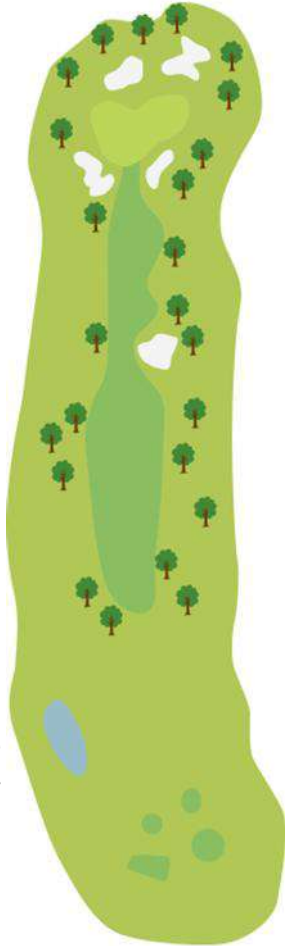


No.11

An excellent par 3 that represents the back 9. The vertically oriented green demands accurate distance control. To cross the pond, distance control is more important than direction. Given the downhill slope, advanced players can aim directly at the pin as the green tends to stop the ball.

No.12

A short par 4 with a narrow fairway. Avoid the out-of-bounds on the right side of the fairway and a bunker, and aim for the left side. The second shot requires distance control to take into account the slight incline. Watch out for the back of the green and a grass bunker on the right side of the green.



No.13

A long uphill par 4. A tee shot on the uphill will leave distance for the second shot. The closer you get to the green, the harder it is to choose your club as the ground becomes steeper. The green is tightly bunkered on both sides. The right bunker is especially deep, while keyaki trees on the left may obstruct second shots.



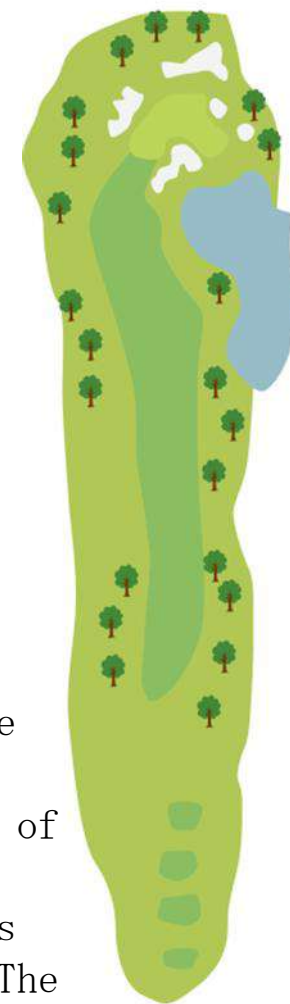
No.14

A par 3 with a 2-tier green, that has more than 2 meters of elevation difference, and a valley. Depending on where the pin is on the tier, you will need to differentiate your club. The pin on the top level requires players to be prepared for their shots to miss to the left. The pin on the lower level requires players to be willing to let their shots miss to the right. This is a challenging hole that requires accuracy in both distance and directional control.



No.15

A downhill par 4 with views of Suruga Bay. The tee shots have perfect scenery. Take advantage of the distance offered by the slopes for tee shots longer than 210 yards. The back of the green is clear, and the second shot should be calibrated with yardage.



No.16

A gentle uphill par 4 that appears to be a narrow fairway. Shots that bend to the left require a recovery shot over the woods on the steep slopes. A strategy to score would be to aim for the fairway in front of the right bunker. The second shot should approach the middle of the green, regardless of the position of the pin.

No.17

The longest par 5 on the back 9 represents Grand Fields Country Club. The tee shot targets the left side of the fairway. The second shot can gain extra yards on the slope, but there is out of bounds behind the woods on the right. The 2-tiered green requires an accurate putt.

No.18

A par 4 surrounded by trees on both sides. Tee shots that end up in the woods will require challenging recoveries. Keeping the ball on the fairway requires an accurate tee shot. The 2-tiered green, protected by 5 bunkers, requires players to calibrate direction and distance with a second shot.



2024
1st Pan Pacific
University Golf Super League
by GRAND FIELDS COUNTRY CLUB



【Welcome!!】



Morning check-in on the first day of the tournament (in the clubhouse lobby)



Breakfast buffet(The players had a great appetite in the morning!)



Breakfast Buffet

Japanese Food

Grilled Fish (Salted Salmon)

Onsen- Tamago (Soft Boiled Eggs)
Hard Boiled Eggs

Cod Roe with Grated Daikon

Natto (Fermented Soybeans)

Miso Soup

Rice

Western Food

Scrambled Eggs

Ham and Sausages

Mixed Salad
Potato Salad & Corn

Butter-Enriched Roll,
Milk Bread & Danish Loaf

Vichyssoise (Chilled Potato Soup)

Banana

An example of the breakfast buffet menu. Japanese and Western dishes are available.



【Welcome Party】

At the barbecue event held after the practice round, the players enjoyed plenty of A5-grade Japanese black beef.




Locals performed Mishima's traditional "Shagiri" dance to liven up the event.







【Men's team Final Result】
Nihon University.





【Woman' s team Final Result】
University of Virginia





【Personal Individual Final Result】
A. Sambach
(University of Virginia)





【Miles College】



【National Taiwan University Of Sport】



【University of Hawaii At Manoa】



『All our staff look forward to welcoming
all players and team members!!』

GRAND FIELDS COUNTRY CLUB
All staff